


REAR SUSPENSION Cont'd

(a) Order by Application

COOLING & ENGINE

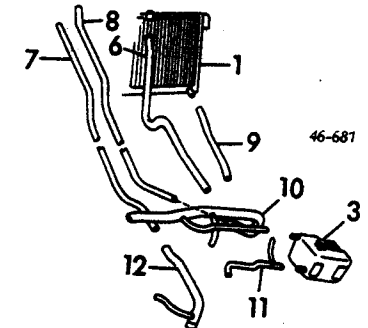
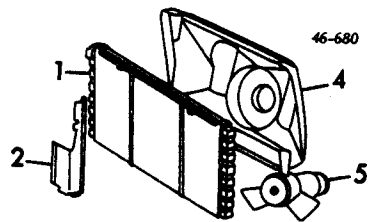
R&I Engine Assembly		
Diesel	4.0	
Gas	2.5	
Air Cooled	2.5	
Water Cooled	4.0	

AIR COOLED 2.0 GAS ENGINE



1 Grille, Fan	021 119 207	3.30
2 Fan Assembly w/Pulley & Hub	071 119 031	160.60
3 Housing, Fan	071 119 199	d303.10

WATER COOLED 1.9 GAS ENGINE 1.6 DIESEL ENGINE



1 Radiator	82 068 121 253 A #2.2	446.10
	83-85 068 121 253 D #2.2	437.35
	86 068 121 253 C #2.2	446.10
*Includes Fan & Shroud		
Mount, Radiator Rubber		
Upper	431 121 273 A	1.60
Lower	068 121 275	3.85
2 Duct, Air	82 R 251 121 282	6.30
	L 251 121 281	5.10
	83-85 R 251 121 282 A	5.25
	L 251 121 281 A	5.25
	86 R 251 121 282 B	
	L 251 121 281 B	
3 Tank, Expansion	82 068 121 405 B	.3 40.25
	83-85 068 121 405 D	.3 32.00
	86 025 121 407 A	.3 19.30
Cap, Expansion Tank Reservoir, Coolant	025 121 321 A	5.40
	82 068 121 405 A	.3 17.15
	83-86 025 121 403	.3 11.70
4 Shroud, Fan	82 068 121 207 A	70.75
	83-86 exc 025 121 205	58.65
	w/AC 025 121 205 A	58.65
5 Fan & Motor Assy	exc 251 959 455 G	1.1 201.80
	w/AC 251 959 455 M	1.1
Pipe, Radiator		
6 Upper (b)	251 121 083 B	.9 32.45
7 Return	82 251 121 399 B	.9 93.25
	83-85 251 121 399 F	.9 59.60
	86 251 121 399 M	.9 59.60
8 Feed	82-85 251 121 397 F	.9 59.60
	86 251 121 397 H	.9 44.95
Hose, Radiator (b)		
9 Lower to Feed (a)	N 901 666 01	.9 15.05
10 To Cylinder Head	82 068 121 101 C	.9 39.20
	83-86 068 121 101 E	.9 65.30
11 Pump to Expan Tank (b)	068 121 081	.9 29.25

COOLING & ENGINE Cont'd

WATER COOLED Cont'd

12 Return Pipe to Pump (a)	068 121 073 A	.9 30.50
(a) Cut to Fit		
(b) Order by Description		
Pump Assy, Water Gas Engine	1.9 Eng 025 121 010 A	2.2 141.60
	2.1 Eng 025 121 010 C	2.2 141.60
	068 121 010	1.8 133.70
Diesel Housing w/Impeller	068 121 005 B	1.8 d72.05
*Included in Pump Assembly		
Pulley, Pump Gas Engine		
Front	025 121 031 A	3.85
Rear	025 121 031 B	3.20
Diesel	068 121 031	.4 5.85
Belt, Pump	068 121 039 B	8.35
*Order by Application		

ELECTRICAL

Horn	111 951 113 B	9.40
Cap, Distributor	113 905 207 C	.5 5.25
Module, Main Computer (a)		
1.9 Engine	025 906 021	1.0 285.00
2.0 Engine	039 906 021 C	1.0 431.45
2.1 Engine	025 906 022	1.0 389.00
(a) Located in Engine Compartment		

ALTERNATOR PARTS

Alternator Assy (a)	Gas 035 903 017 A	1.5 425.00
	Diesel 068 903 017 F	1.5 d403.10
Pulley (a)	Gas 070 903 119	10.60
	Diesel 049 903 119 L	18.95
Fan, Pulley (a)	049 903 171 C	6.75
Belt, Drive (a)	070 903 137	14.30
	Diesel 068 903 137 C	10.90
(a) Order by Application		

ENGINE 1.9 GAS

Crankcase Assembly	025 101 025	601.00
Pulley, Crankshaft	exc 025 105 251	.7 42.70
	w/AC 025 105 256	.7 128.40
Carrier, Engine	070 199 203 A	182.25
Mount, Insulator	070 199 203 A	182.25
Outer	070 199 231 A	13.35
Inner	070 199 231	11.75
Support	070 199 221 A	51.55
Pipe w/Dome, Oil Pump, Electric Fuel	025 101 149	d29.60
	043 906 091	115.60

2.0 GAS

Crankcase Assembly	071 101 025 A	856.00
Carrier, Engine	071 199 203 A	175.70
Mount - Insulator		
Outer	070 199 231 A	13.35
Inner	070 199 231	11.75
Support	071 199 221 A	57.30
Pipe w/Dome, Oil Pump, Electric Fuel	021 101 149 C	47.75
	043 906 091	115.60
Cooler, Oil	021 117 021 B	123.75

2.1 GAS

Crankcase Assembly	025 101 025A	
Carrier, Engine	025 199 203 D	163.70
Mount, Insulator		
Outer	070 199 231 A	13.35
Inner	070 199 231	11.75
Support, Mount	025 199 221 A	
Pipe w/Dome, Oil Pump, Electric Fuel	025 101 149 B	30.20
	043 906 091	115.60
Cooler, Oil	068 117 021 B	88.10

ENGINE - DIESEL

Pulley, Crankshaft	055 105 255	.7 20.65
Carrier, Engine	R 251 199 200 A	138.15
	L 251 199 199 A	138.15
Mount, Engine	R 251 199 201 E	42.35
Bracket, Mount	R 068 199 208	61.95
	L 068 199 207 B	114.20
Strut, Carrier	251 199 247 A	13.90
Mount, Transmission	251 399 201 L	56.90
Bracket, Trans Mount	251 399 241 A	25.30
Cover, Timing	068 109 121 C	19.80
Pan, Oil	068 103 603 A	2.6 211.45
Gasket, Pan	056 103 609 B	5.50
Pump, Fuel (Injection)	068 130 108 K	2.6

EXHAUST - 1.9 GAS ENGINE

Pipe, Exhaust	Front 025 251 171 G	.7 74.45
	Rear 025 251 172 G	.7 62.35
Connector, Pipe	025 251 147 D	46.50
Converter, Catalytic	83-84 433 131 701 D	.8 405.30
	85 443 131 701	.8 494.70
Muffler	025 251 053 E	.8 200.00
Pipe, Tail	021 251 185 E	.3 17.70

EXHAUST-2.0 GAS ENGINE

Pipe, Exhaust	exc 071 251 497 B	.7 166.70
	Calif 071 251 497 A	.7 189.60
Connector		

COOLING & ENGINE Cont'd

EXHAUST-2.0 GAS ENGINE Cont'd

Exhaust Pipe	Calif 039 251 551	173.25
Converter, Catalytic	exc 039 131 701	.8 304.25
	Calif 071 131 701	.8 459.70
Muffler	071 251 053 C	.9 66.00
Pipe, Tail	071 251 185 A	16.40
Heat Exchanger		
Right	071 256 092 B	197.45
Left	exc 071 256 091 B	208.05
	Calif 80 071 256 092 B	197.45
	81-82 071 256 091 A	208.05

EXHAUST-2.1 GAS ENGINE

Pipe, Exhaust		
Cylinder 1 & 3	025 251 171 N	.7 38.30
Cylinder 2 & 4	025 251 172 K	.7
Pipe, Connector	025 251 147 AR	
Converter, Catalytic	025 131 701	.8 459.70
Muffler	025 251 053 G	.8 350.80
Pipe, Tail	025 251 185 C	.5 37.55

EXHAUST - DIESEL

Manifold, Exhaust	056 129 591 B	1.5 99.10
Pipe, Exhaust	068 251 171 C	.6 36.10
Muffler	068 251 053 D	.9 181.25
Pipe, Tail	071 251 185 A	.3 16.40

AIR CONDITIONING


Condenser	253 260 403	339.50
Dehydrator	To (a) 253 260 633	88.25
	From (a) 253 260 633 A	
(a) Ch 24G075001		
Compressor Assembly	253 260 797	517.00
Clutch, Magnetic	253 260 811	141.30
*Included in Compressor Assembly		
Evaporator	253 271 105 A	271.35
Motor, Blower	321 820 015 B	125.45
Hose, Condenser (a)		
To Compressor	253 260 702 D	
To Dehydrator	253 260 710 A	
(a) Order by Chassis Number		

FUEL TANK

Tank Time Does Not Include Drain Fuel			
Tank, Fuel	80-84 exc	251 201 075 C	1.9 257.20
	Calif	251 201 075 R	1.9 262.35
		85 251 201 075 L	1.9 262.35
		86 251 201 075 AC	1.9 299.90
Cap, Filler			
Non-Locking		251 201 551	8.70
Locking	80-85	251 201 551 C	24.80
	86	251 201 551 B	22.20
Pipe, Filler (a)		251 201 165	d34.90
(a) Order by Application			
Neck, Filler		251 201 119	3.60
Tank, Expansion	R	251 201 304 C	16.40
	L	251 201 303 C	16.40
Gauge, Tank Unit		251 919 051 E	28.90

REAR BODY

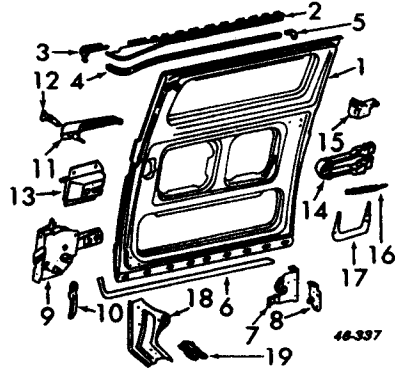
Refinish Rear Panel	1.5
Refinish Crossmember	.6



1 Panel, Lower	80-85 251 813 193 F	6.5 74.00
	86 251 813 193 G	74.00
Splash Shield, Engine		
Center	251 863 846 A	30.75
Side	R 251 813 166 A	13.55
	L 251 813 165 E	16.60
2 Crossmember, Upper		
To Ch 24D051580	251 813 217	#1.5 48.85
From Ch 24D051581	251 813 225 A	#1.5 27.30
*w/Lower Panel Removed		
3 Lid, Engine Cover		
Metal	251 813 223	207.50
Plastic	80-84 255 813 223 C	222.10
	85-86 255 813 223 F	226.55
4 Absorber, Sound	251 813 835	12.70
Handle, Lid	311 813 787	.36
Catch, Lid	251 813 789	1.95
*Included in Lid Assembly		
5 Seal, Lid	251 813 133 B	11.30

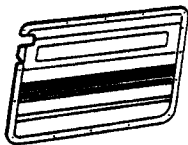
DOOR & HARDWARE

Refinish	Outside	2.6
	Jamba & Inside	1.0
Refinish Hinge2
R&I Door Assembly		1.0



1 Shell, Door	80-84	253 843 106	4.0	490.90
	85-86 w/(a) exc	253 843 106 A	4.0	490.90
	w/Power Lock	253 843 106 E	4.3	495.70
	w/o (a)	251 843 106 H	4.0	
<i>(a) Window Opening</i>				
2 Track, Upper		251 809 902	#5.0	33.10
3 Plate, Guide		251 809 910		.64
4 Beading, Upper Track		253 843 196 A	#5.0	10.65
	<i>#w/Headliner Removed R&R Complete</i>			
5 Cap, Beading End		255 843 188		.64
Cover, Upper Track		251 843 798	.2	60.30
Beading, Cover		211 843 799 B	.2	1.70
6 Weatherstrip, Lower		251 843 792	#1.5	59.05
	<i>#w/Door Removed .8</i>			
7 Latch, Rear	80-84	253 843 604		51.90
	85-86	251 843 604 B		11.65
8 Striker, Rear Latch	80-84	211 843 636 B	.2	10.90
	85-86	251 843 636	.2	2.05
9 Latch, Front	80-84	253 843 654	#1.3	83.30
	85-86 exc	251 843 654 A	#1.3	83.30
	w/Power Lock	251 843 654 D	#1.5	83.30
Actuator, Power Lock		255 959 781	#.3	37.85
	<i>#w/Trim Panel Removed</i>			
Striker, Frt Latch	80-84	253 843 660 A		8.35
	85-86	251 843 660 B		5.55
10 Handle, Inside		253 843 642		15.10
	<i>Order by Color</i>			
11 Handle, Outside				
	w/Cylinder & Keys	80-84 251 843 704	#.2	34.85
		85-86 251 843 704 C	#.2	34.85
	<i>#w/Trim Panel Removed</i>			
12 Cylinder & Keys		251 843 709		19.90
	<i>Included w/Outside Handle</i>			
13 Catch		251 843 444 A		15.80
14 Hinge Assembly	80-84	251 843 336 A	#1.5	152.30
	85-86	251 843 336 B	#1.5	152.30
	<i>#w/Trim Panel Removed</i>			
15 Support, Hinge	80-84	251 843 342		38.85
	85-86	251 843 342 A		38.85
16 Spring, Hinge	80-84	211 843 395 B		10.15
	85-86	251 843 354		3.20
17 "U" Hinge	80-84	251 843 351 A		66.25
	85-86	251 843 351 B		66.25
	<i>Included in Hinge Assembly</i>			
18 Support, Lower Guide		251 843 412		.5
19 Roller Guide, Lower	82-84	251 843 406		13.60
	85-86	251 843 406 A		47.50
		251 843 406 A		49.90

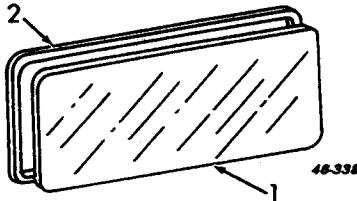
INTERIOR TRIM



Panel, Trim (a)				
w/Mouldings	255 867 028 A	.5	105.70	
w/o Mouldings	255 867 028	.5	105.70	
<i>(a) Order by Trim Code & Application</i>				

SLIDING DOOR Cont'd

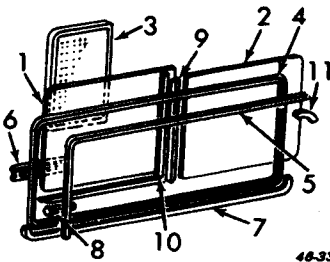
GLASS - STATIONARY



1 Glass, Sliding Door (a) - Stationary				
Clear	253 845 301	1.2	78.45	
Tinted	253 845 301 D	1.2	103.15	
<i>(a) NAGS Information Not Available</i>				
2 Weatherstrip	Use w/o (a)	255 845 321		29.85
	Use w/(a)	255 845 322		25.05
<i>(a) Reveal Mouldings</i>				
Moulding, Reveal	80	255 853 305		8.10
	81-86	255 853 345 A		8.05
Sleeve, Midg Joint	80	171 853 339 A		.64
	81-86	311 853 309 B		1.00

GLASS - SLIDING

R&I Glass Assembly	1.0
Overhaul Including R&I	1.6



Window Assy, Sliding Door				
w/Screens	80-84	253 847 712 B		329.95
	85-86	253 847 712 H		323.95
w/o Screens	80-84	253 847 712		323.95
	85-86	253 847 712 F		323.95

Glass, Sliding Door				
Use w/Screens				
1 Front	Clear	253 845 303 D		57.50
	Tinted	253 845 303 E		68.65
2 Rear	Clear	80-84 253 845 301 G		30.55
	85-86	253 845 302 F		27.70
	Tinted	80-84 253 845 301 H		40.85
	85-86	253 845 302 G		35.35
<i>Use w/o Screens</i>				
Front	Clear	253 845 303		40.65
	Tinted	253 845 303 C		59.00
Rear	Clear	253 845 301 A		30.55
	Tinted	253 845 301 C		40.85
3 Screen		253 847 750		23.10
4 Frame		80-84 253 847 716		70.05
	85-86	253 847 716 A		73.60
5 Guide, Frame		281 847 721		9.95
6 Runner, Slotted				
	Use w/Screens	253 847 728 A		25.35
	Use w/o Screens	281 847 728		20.20
7 Weatherstrip, Lower	w/o (a)	255 845 321		29.85
	w/(a)	255 845 322		25.05

<i>(a) Reveal Mouldings</i>				
8 Guide, Lower				
	Use w/Screens	253 847 717 A		12.25
	Use w/o Screens	281 847 717		9.30
9 Channel, Division		281 847 703 A		4.30
10 Weatherstrip, Channel		253 847 173 B		3.10
11 Stop		221 845 349		.50
<i>Included in Window Assembly</i>				
Moulding, Reveal	80	255 853 305		8.10
	81-86	255 853 345 A		8.05
Sleeve, Midg Joint	80	171 853 339 A		.64
	81-86	311 853 309 B		1.00

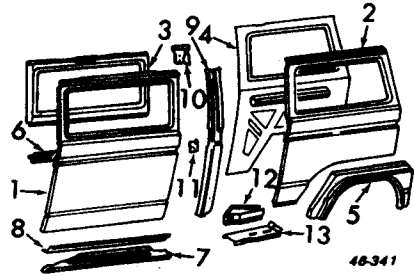
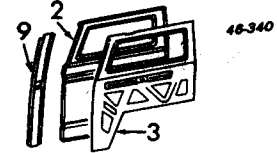
BODY SIDE

FRONT SECTION

Refinish Side Panel	Front	2.6
	Rear	2.5
Add for Pillar Inside5
Refinish Wheelhouse		1.0
<i>Inner Panel & Pillar Times Are w/Outer Panels Removed</i>		

BODY SIDE Cont'd

FRONT SECTION Cont'd



Panel, Outer

1 Front	L	253 809 159	#16.0	144.65
2 Rear	80-84 R	253 809 172	#18.0	d216.05
	L	253 809 171	#18.0	176.00
	85-86 R	253 809 172 A	#18.0	224.25
	L	253 809 171	#18.0	176.00

#R&R Both 24.0

Panel, Inner

3 Front	L	255 809 185		3.0
	L	255 809 185		56.90
4 Rear	80-84 R	253 809 408 G	4.0	134.20
	L	253 809 407 F	4.0	134.20
	85-86 R	253 809 408 G	4.0	134.20
	L	253 809 407 F	4.0	134.20
5 Wheelhouse	R	251 809 156	#3.0	34.30
	L	251 809 155	#3.0	34.30

#w/Interior Trim Removed

Included w/Outer Panel (Item 2)

Guard, Stone

Wheelhouse	R	251 853 931 A		3.85
	L	251 853 931		d3.20

6 Reinforcement, Center

Front Panel	L	251 809 189		9.60
Lower Panel	L	251 809 293		29.60

7 Panel, Lower

8 Reinforcement	L	251 809 335		6.30
Lower Panel	R	251 809 354	#3.0	30.55
9 Pillar, Center	L	252 809 353	#3.0	30.55

#w/Interior Trim Removed


Reinforcement

10 Pillar	Upper R	251 809 400		3.35
	L	251 809 399		3.35
	Center	251 809 356		6.15
	Lower R	251 809 398 A		7.40
	L	251 809 397 A		7.40
13 Floor Plate	R	251 809 438		3.35
	L	251 809 437		3.35

Stripe Tape - See Front Door

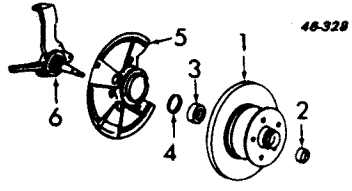
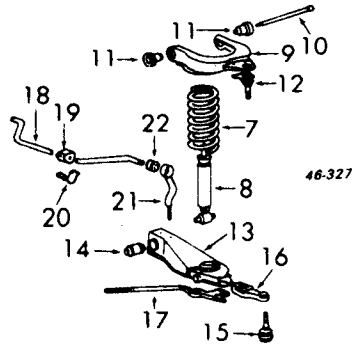
REAR SECTION

Refinish Panel	2.1
<i>Inner Panel & Pillar Times Are w/Outer Panels Removed</i>	



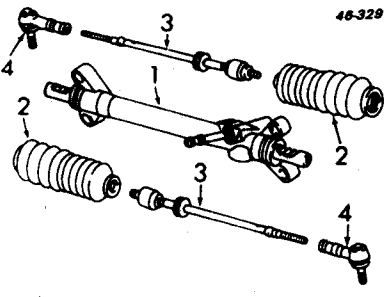
1 Panel, Outer	80 R	251 813 368	#12.0	106.10
	L	251 813 367	#12.0	106.10
	81-86 R	251 813 368 A	#12.0	111.65
	L	251 813 367 A	#12.0	111.65
<i>#Except w/Adjacent Panel Removed 10.0</i>				
Grille, Air Intake	R	251 853 682	.4	12.65
	L	251 853 681	.4	12.65
2 Panel, Inner	80-82 R	253 813 370 A	4.0	47.70

FRONT SUSPENSION Cont'd



1 Hub & Disc	exc	251 407 617 A	#1.9	147.10
2 Bearing - Outer	GL Syncro	251 407 617 D	1.9	139.00
	To (a)	211 405 645 D	#1.9	7.60
3 Bearing - Inner	Fm (a)	251 405 645 B	#1.9	17.00
		113 517 185 C	#1.9	18.45
4 Seal, Oil	To (a)	281 407 641 C	#1.9	5.45
	Fm (a)	251 407 641 A	#1.9	3.40
#R&R Complete				
5 Shield	80-81	251 407 343	IOH	6.50
	82-86 exc	291 407 343	IOH	6.65
Calliper Assy	GL Syncro	251 407 343 A	IOH	
	ATE R	251 615 108	1.0	216.45
Girling 80-85 R	L	251 615 107	1.0	216.45
	L	251 615 108 A	1.0	227.85
86 R	L	251 615 107 A	1.0	227.85
	L	251 615 108 B	1.0	210.90
Hose, Brake	L	251 615 107 B	1.0	210.90
	L	251 611 775 A	#.6	29.15
#R&R Each Additional .3, Includes Bleed				
6 Knuckle, Steering	80-85	R 251 407 312 AA	1.9	250.30
		L 251 407 311 AA	1.9	250.30
86	w/o PS R	251 407 312 L	1.9	
	w/PS R	251 407 311 L	1.9	
7 Spring, Coil (a)	L	251 407 312 M	1.9	
	L	251 407 311 M	1.9	
(a) Order by Application				
8 Shock, Absorber	Std	251 413 031 J	.6	67.25
	HD	251 413 031 A	.6	122.10
9 Arm, Upper Control	Std	251 407 047	.7	29.85
	HD	251 407 047 B	.7	30.45
10 Shaft, Upper Arm		251 407 053 A	IOH	20.30
11 Bushing, Upper Arm		251 407 077	IOH	30.15
12 Ball Joint, Upper		251 407 361	.7	64.75
13 Arm, Lower Control	80-84 R	251 407 154 B	2.2	167.55
	L	251 407 153 B	2.2	167.55
85-86 R	L	251 407 154 F	2.2	167.55
	L	251 407 154 F	2.2	167.55
14 Bushing, Lower Arm		251 407 183	IOH	9.05
15 Ball Joint, Lower		251 407 187	1.5	51.90
16 Retainer, Ball Jt	R	251 407 178	IOH	38.55
	L	251 407 177	IOH	38.55
17 Rod, Radius	80-84 R	251 407 060	.6	78.95
	L	251 407 059	.6	78.95
85-86 (2)	L	251 407 059 A	.6	17.60
Bushing, Radius Rod	Outer	85-86 (2) 251 407 175 A	4.20	
	Inner	85-86 (2) 251 407 179	5.45	
18 Bar, Stabilizer		251 411 025 C	#.8	
19 Bushing, Stabilizer		251 411 041	#.8	2.50
20 Bracket, Bushing		251 411 063	#.8	1.60
	#R&R Complete			
21 Link, Stabilizer	80-84	251 411 051	.4	31.70
	85-86	251 411 051 A	.4	31.70
22 Bushing, Link		251 411 045	.4	1.60

STEERING GEAR/LINKAGE Cont'd



1 Gear Assembly	Manual	251 419 061	1.8	325.55
	Power	251 422 061		984.00
2 Boot		251 419 831 A		10.80
3 Tie Rod Assy		251 419 803	.6	92.75
4 End, Tie Rod		251 419 811	.5	32.45
¶Included in Tie Rod Assy				

PUMP POWER

Pump Assembly	251 422 155	1.0	401.30
Pulley	025 145 255		22.95
Belt, Drive	025 903 137		9.20

STEERING COLUMN

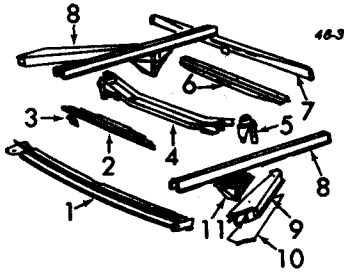
WHEEL & TRIM				
R&I Steering Column Assembly			1.5	
WHEEL, Steering				
w/o PS	255 419 651	.5	166.25	
w/PS	251 419 651 B	.5	166.25	
Cap, Wheel				
80-84	Standard	251 419 669 A		9.50
	Deluxe	255 419 669		28.35
85-86		255 419 669 D		82.80
Ornament, Cap				
	Deluxe	255 419 685		1.70
¶Order by Color				

COLUMN PARTS

R&I Column Assembly			1.3	
Cover, Lock Housing (a)				
Upper	251 953 515 A		6.65	
Lower	251 953 516		23.15	
(a) Order by Color				
Cylinder & Keys, Ign Switch, Ignition	251 905 855	.7	19.90	
Lock, Steering	171 905 865	.7	16.60	
Jacket, Column	321 905 851 D		59.60	
Shaft, Steering Column	251 419 563		26.95	
Upper				
Upper	251 419 505	1.5	85.85	
Lower	251 419 761		32.65	
Lower	251 419 407		23.20	
Flange, Lower Shaft				
Coupling, Lower Shaft to Relay Box	251 419 417 B	.8	7.90	
Box, Strg Shaft Relay	251 419 025		326.75	
Shaft, Steering Relay Box to Gear	251 419 753	.6	41.40	

FRAME

FRONT SECTION



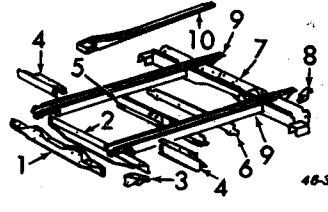
1 Crossmember, Front	251 803 671 D	6.5	99.10
2 Crossmember w/Hinges			
Spare Wheel Well	251 803 665		34.75
3 Hinge, Well Cover	251 803 653		1.20
¶Included in Crossmember			
4 Crossmember, Frt Suspension			
Upper Mounting	251 803 139 A		147.90
5 Bracket, Spring	R 251 803 292 B		41.75
	L 251 803 291 A		42.60
¶Included in Suspension Crossmember			
Crossmember			
6 Pedal Plate	251 803 123		23.10
7 Seat Box	80-82	251 803 161 A	41.85
	83	251 803 161 B	42.70
	84	251 803 161 D	42.70
	85	251 803 161 E	42.70

FRAME Cont'd

FRONT SECTION Cont'd

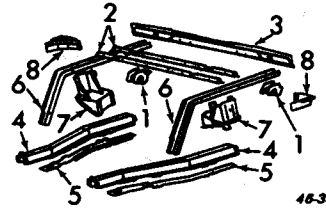
8 Side Rail Assembly	R	251 803 106 A	8.0	248.30
	L	251 803 105 A	8.0	248.30
9 Outrigger	Upper	251 803 126 A		43.65
	L	251 803 125 A		43.65
10	-Lower R	251 803 154 A		17.45
	L	251 803 153 A		17.45
11 Bracket	R	251 803 262		41.80
	L	251 803 261		41.80
¶Included in Side Rail Assembly				

CENTER SECTION



1 Crossmember				
Steering Gear	251 803 931			31.70
2 Crossmember, Frt Suspension				
Lower Mounting	251 803 141			70.80
3 Bracket, Control Arm	251 803 255			7.40
¶Included in Suspension Crossmember				
4 Crossmember, Outer	R 251 803 234			16.60
	L 251 803 233			16.60
Crossmember, Inner				
5 Front	80-84	251 803 131		23.30
	85-86	251 803 131 B		23.30
6 Rear		251 803 227 A		6.90
7 Crossmember, Rr Suspension				
Trailing Arm Mtg	80-82	251 803 179		235.15
	83-84	251 803 179 A		235.15
	85-86	251 803 179 C		235.15
8 Bracket, Trailing Arm				
Mounting	R	251 803 194		3.75
	L	251 803 193		3.75
9 Rail, Side	R	253 803 208	8.0	134.60
	L	253 803 207	8.0	134.60
Plate, Center Floor				
80-82	253 801 403 A			128.70
	83	253 801 403 A		128.70
	84-86	253 801 403 B		128.70
	R	253 801 252 A		40.35
	L	253 801 251 A		40.35
10 Track, Sliding Door				
Lower	80-84	251 803 622	4.5	101.50
	85-86	251 803 622 B	4.5	101.50

REAR SECTION



1 Bracket, Shock Absorber				
Upper	R 251 803 546			7.40
	L 251 803 545			7.40
2 Crossmember				
Rear Floor (2)	251 803 533			8.30
3 Crossmember, Rear				
80-84	251 803 701 D	2.5		49.30
	85-86	251 803 701 F	2.5	49.30
4 Rail, Side	80-82 R	251 803 118 C	#6.5	37.05
	L	251 803 117 C	#6.5	37.05
83-86 R	L	251 803 118 A	#6.5	37.05
	L	251 803 117 A	#6.5	37.05
¶Includes Filler Plate				
5 Plate, Rail Filler				
R	251 803 170 D			11.75
L	251 803 169 D			11.75
6 Rail, Rear Floor (2)				
	251 803 553	#7.5		25.20
¶w/Necessary Bolted Parts Removed				
7 Mount, Spring Upper				
R	251 803 572			43.65
L	251 803 571			43.65
8 Reinforcement				
R	251 803 712			5.10
L	251 803 711			5.10
Plate, Rear Floor				
Front	80-82	253 801 551		157.20
	83-86	253 801 551 A		157.20
Rear	251 813 231			47.70
Plate, Storage Compartment				
Center	251 801 611 A			5.10
Outer	R 251 801 610			21.45
	L 251 801 607			21.45

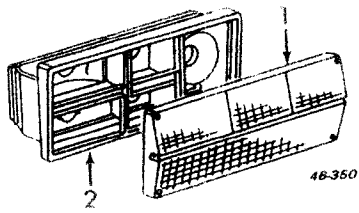
STEERING GEAR/LINKAGE

R&R Does Not Include Adjust Toe-In				.5
------------------------------------	--	--	--	----

VW VANAGON 1980-86

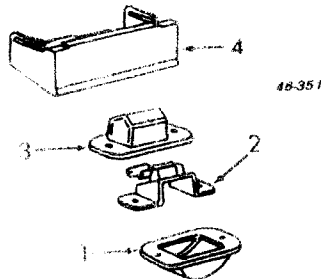
REAR LAMPS

COMBINATION LAMP



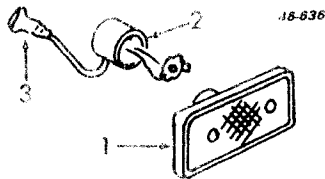
1 Lens	R 251 945 112 A	.2	72.95
	L 251 945 111 A	.2	72.95
2 Housing & Sockets	R 251 945 258 A	.3	25.10
	L 251 945 257 A	.3	25.10
Bulb	exc N 017 718 02		
	Backup/Stop N 017 718 02		
	B-Up NA		

LICENSE LAMP



Lamp Assembly	251 943 021	.2	12.35
1 Lens	251 943 121		1.50
2 Socket	NSS		
3 Gasket	411 943 191 A		3.95
Bulb	N 017 717 2		6.30
*Included in Lamp Assembly			
4 Housing	251 943 139		3.85

SIDE MARKER LAMP



1 Lens & Housing	321 945 361 A	.2	4.85
2 Gasket	321 945 139		2.95
3 Socket & Wire	321 945 351		15.40
Bulb	N 017 717 2		6.30

REAR BUMPER


Refinish Face Bar	1.0
R&I Bumper Assembly	.6
Overhaul Including R&I	1.0
IOH - Included in Overhaul	



1 Face Bar	Prime 251 807 311 D	1.0	73.50
	Chrome 255 807 311 B	1.0	265.50
2 End, Face Bar	R 251 807 123	.3	8.25
	L 251 807 124	.3	8.25
3 Strip, Impact	251 807 421	IOH	31.60
4 Bracket w/Tow Eye	R 255 807 296	IOH	43.20
	L 255 807 295	IOH	43.20

VW VANAGON 1980-86

MODEL IDENTIFICATION

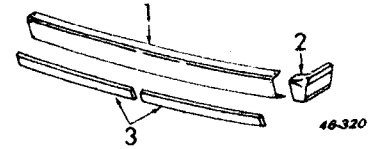


46 826

45
30
35
35
70
30
30
30
20
20

FRONT BUMPER

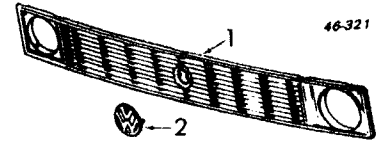
Refinish Face Bar 1.0



1 Face Bar		251 807 111 C	1.3	73.50
	Chrome	255 807 111 B	1.3	365.55
2 End, Face Bar		R 251 807 124	.3	8.25
		L 251 807 123	.3	8.25
3 Strip, Impact (2)		251 807 221	.2	15.85
Hook, Tow		251 807 401		4.85

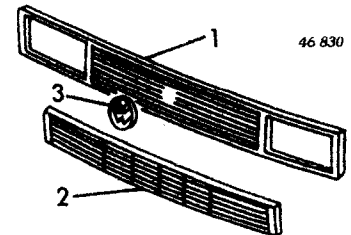
GRILLE

1980-85



1 Grille, Upper	Gas Eng	255 853 652	.3	109.10
	Diesel	255 853 652 B	.3	109.10
Grille, Lower	Diesel	251 853 663	.2	36.70
Emblem		321 853 601		5.15

1986



1 Grille, Upper		255 853 653 B	.3	
2 Grille, Lower		251 853 663	.2	36.70
3 Emblem		321 853 601		5.15

FRONT LAMPS

HEADLAMP

1980-85

R&R Does Not Include
Aim Lamps5